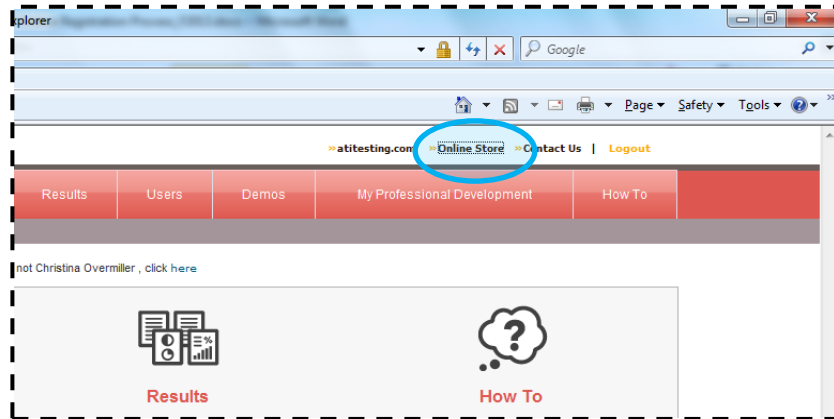
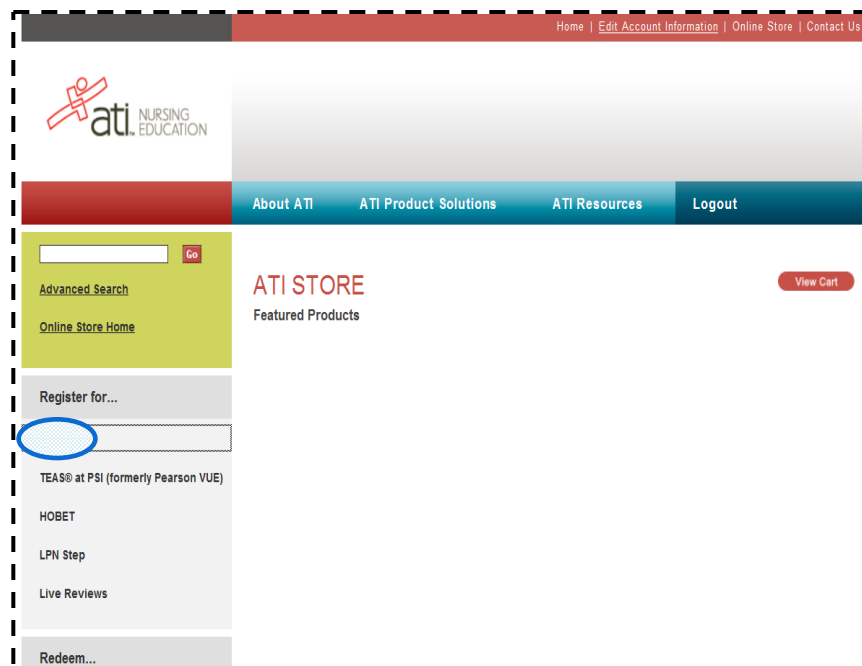


ATI TEAS Online Registration Process

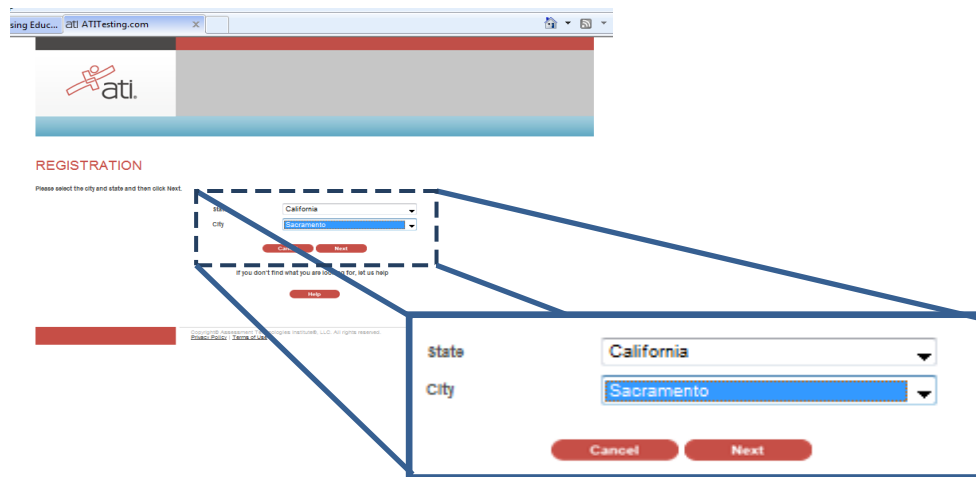
- ❑ You will need to go to the ATI website (www.ATItesting.com) and log in. If you have not already done so, you must create an account with ATI.
- ❑ Be sure to set American River College ADN as your institution!
- ❑ Once you log in to ATI and are in the Student Portal/Home Page, click on the link “Online Store” located in the upper right region of the web page



- ❑ Click on the link “ TEAS®” listed under the Register for... column on the left side of the web page:



- You will then need to select search criteria, for American River College, you should select Sacramento:



- You can further refine your search by selecting specific testing sites by using the location drop down list box, if you wish.
- There should be a list of testing dates listed. You must click the “**Learn More**” button to read **vital information** about the specific date you wish to register for.
- Once you have read the information page and are ready to register, click the “**Register**” button and check out once you have finished your shopping.
- Follow the directions on the ATI website to finish your purchase. Your confirmation will be emailed to the address you have on record with ATI.

IMPORTANT: By clicking the register button, you agree to the following:

“I agree to test on the selected date. I understand that I am responsible for repaying and rescheduling for a new test in the event that I am unable to attend my scheduled date.”